

SAFETY AND SCHOOL ENVIRONMENT

Safe and Orderly School Features

Your School	does	does not
• allows after-school programs	<input checked="" type="checkbox"/>	<input type="checkbox"/>
• requires student uniforms	<input type="checkbox"/>	<input checked="" type="checkbox"/>
• encourages community programs in school building.	<input checked="" type="checkbox"/>	<input type="checkbox"/>
• conducts home visits	<input type="checkbox"/>	<input checked="" type="checkbox"/>
• has a closed campus	<input checked="" type="checkbox"/>	<input type="checkbox"/>
• requires parental conferences	<input checked="" type="checkbox"/>	<input type="checkbox"/>

Safety and Discipline

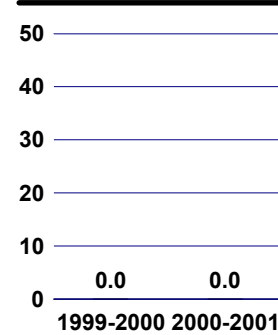
Safe schools are a top priority for parents, teachers, and communities. Your school's safety and discipline record for the 2001-2002 school year is:

Type of Incident	Number of Incidents Reported	Action Taken				
		In School Suspension	Out of School Suspension	Expulsion	Referred to Law Enforce.	Other
Substance Abuse - Drugs	2			2		
Substance Abuse - Alcohol	2		2			
Substance Abuse - Tobacco						
Assaults/Fights	12	2	10			
Habitually Disruptive Students						
Dangerous Weapons						
Other Violations of Code of Conduct	192	117	75			

Student Attendance and Time Spent in Classroom

2001-2002	Your School
Length of School Year	177 days
Enrollment	1,129
Average Daily Attendance	1,080
Student Dropouts	0.0%
Students Per Total Staff	10.7
Annual Number of Teacher Days Scheduled without Student Contact	4

Dropout Rate



Student Information Over Time

	1999-2000	2000-2001	2001-2002
Student Average Daily Attendance	96.1%	96.2%	95.7%
Student Dropouts	0.0%	0.0%	
Safety and Discipline Total Incidents Reported		145	208
Student Enrollment Stability			95.6%
Students Eligible for Free Lunch			26

OVERALL ACADEMIC PERFORMANCE RATINGS

- Excellent
- High
- Average
- Low
- Unsatisfactory

SCHOOL IMPROVEMENT RATINGS

- Significant Improvement
- Improvement
- Stable
- Decline
- Significant Decline

N/R - Data not reported to State

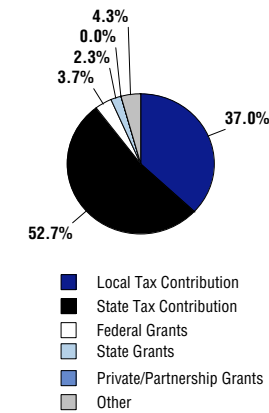
TAXPAYERS' REPORT

Sources of School District Revenue 2001

Local Tax Contribution	\$38,553,314
State Tax Contribution	54,944,904
Federal Grants	3,858,448
State Grants	2,427,363
Private/Partnership Grants	
Other Discretionary Income	4,495,141
Total School Dist Revenue	\$104,279,170

Total 2001 District Revenue Per Pupil = **\$6,163**

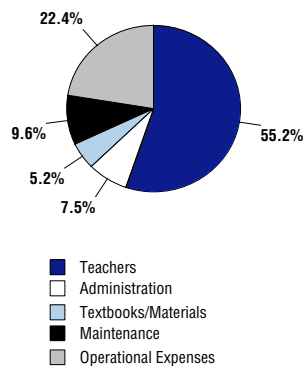
District Source of Funds 2001



District Use of Funds 2001

Teachers	\$51,583,027
Administration	7,045,344
Building & Facilities Maintenance	8,987,238
Operational Expenses	20,967,262
Textbooks/Materials	4,880,162
Total	\$93,463,033

District Use of Funds 2001



District Debt and Capital Construction & Equipment

Total Outstanding Bonded Debt	\$111,437,456
Average Annual Percentage Interest Rate on Debt	5.50%
Amount Raised from Most Recent Bond	\$13,265,000
Amount Spent on New Buildings During Last 2 Years	\$747,580

Voter Approved Funding Changes

Your community did / did not hold an election in November 2000.

The following items have been approved by voters:

TABOR Override

Bond

Mill Levy Increase

Eagleview Middle School

1325 Vindicator Drive . Colorado Springs, CO 80919 . 719-548-0316
1040 / 2358

For more information and further details about this report, visit www.state.co.us/schools
Colorado Department of Education . 201 East Colfax Ave. Denver, CO 80203

10/31/2002

EAGLEVIEW MIDDLE SCHOOL



ACADEMY 20

School Accountability Report 2001-2002 School Year

School Performance Summary

Overall Academic Performance

High

Academic Improvement:

Rating calculated pursuant to section 22-7-604 (6)

Stable

How Eagleview Middle School Compares To Nearby Middle Schools

School	Academic Performance
Holmes Middle School(1)	High
Mann Middle School(1)	Average
Mountain Ridge Middle School	High
Russell Middle School(1)	Average
East Middle School(1)	Low
Manitou Springs Middle School(2)	High
North Middle School(1)	Average
West Intergenerational Center(1)	Average
Challenger Middle School	High
Sabin Middle School(1)	High

1 Located in Colorado Springs 11 School District.

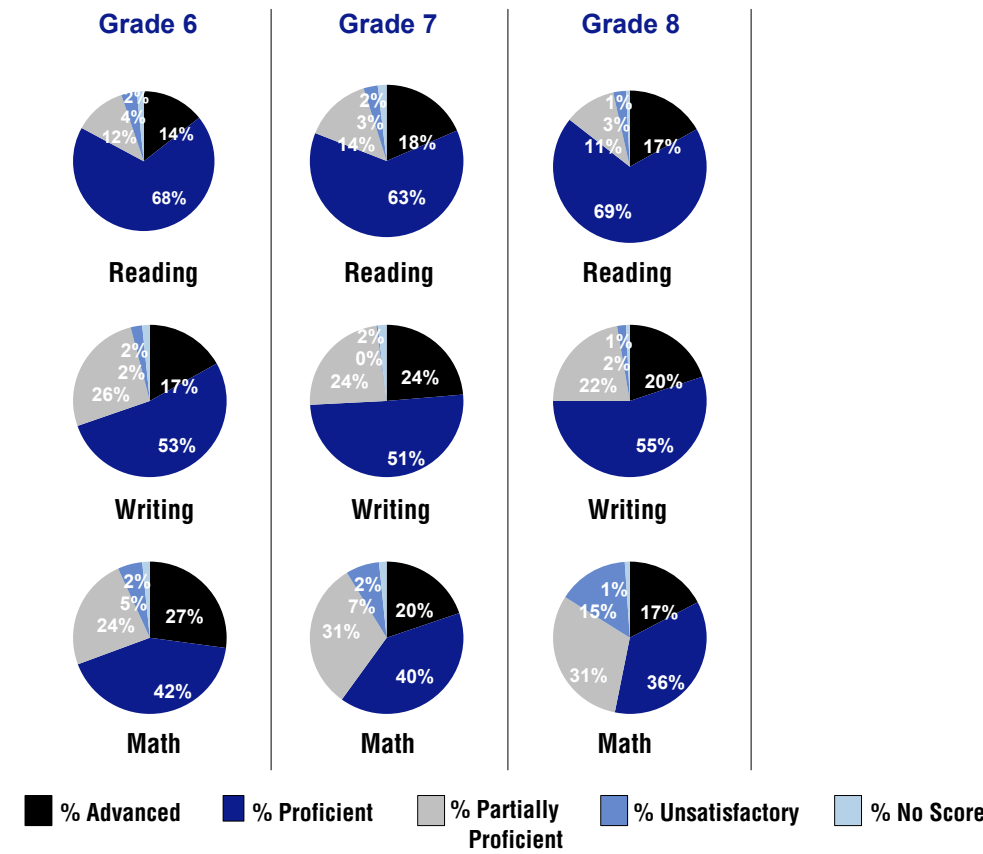
2 Located in Manitou Springs 14 School District.

For more information on additional schools, visit
www.state.co.us/schools

STUDENT PERFORMANCE

Colorado students are assessed once a year in order to measure their performance on state academic content standards, using the Colorado Student Assessment Program (CSAP). The chart below shows the results for grades 6 - 8 in the subject areas for reading, writing and math for all students tested.

CSAP 2002 Spring

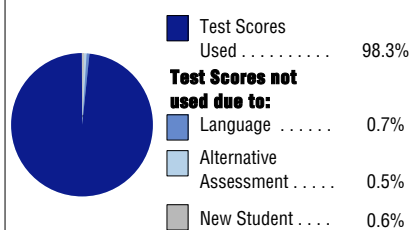


Note: Percentages may not add to 100 due to rounding

Percent of Students Scoring Proficient and Advanced

	Your School	District	State
Grade 6-8 Reading	83%	80%	63%
Grade 6-8 Writing	73%	68%	50%
Grade 6-8 Math	61%	61%	43%

Student Test Scores Used For Calculating Overall Academic Performance



Each school in the State received a rating of "Excellent", "High", "Average", "Low", or "Unsatisfactory" for student academic performance in school year 2001-2002 using the CSAP results printed above. Every student in this school who took these tests was included in the calculation used to assign a rating, except for students who do not speak English, whose special needs require that they spend less than 45% of their time in a regular classroom, or who enrolled in the public school after February 1 of this school year. Your school's rating was determined by the percentage of students performing in each of the Advanced, Proficient, Partially Proficient, and Unsatisfactory levels. These percentages were weighted and combined across grade levels and academic areas. These weights reward performance at the Advanced and Proficient levels over performance at the Partially Proficient and Unsatisfactory levels. The ratings were assigned after calculating the weighted total for each academic area and grade level for each school and comparing this school to all other middle schools for the 2001-2002 school year.

Overall Academic Performance for the 2001-2002 school year

High

SCHOOL HISTORY

	2001-2002	2000-2001
Overall Academic Performance	High	Excellent
School Improvement	Stable	



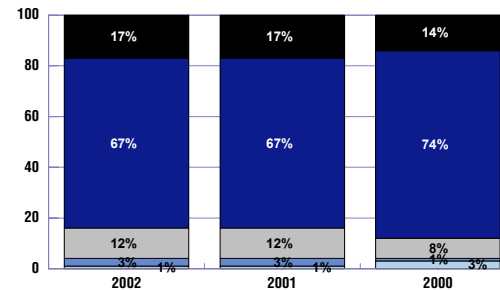
Each school receives a school improvement rating of Significant Improvement, Improvement, Stable, Decline, or Significant Decline. This rating is based upon the change in student academic performance from the previous year. Each school can improve its rating next year by improving student performance on the 2002-2003 CSAP.

Reading Proficiency Levels

Grades 6-8

Percent Proficient and Advanced

2002	83%
2001	84%
2000	88%

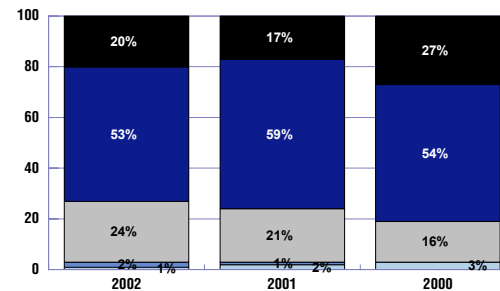


Writing Proficiency Levels

Grades 6-8

Percent Proficient and Advanced

2002	73%
2001	76%
2000	81%

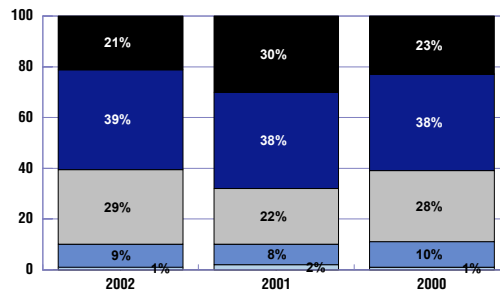


Math Proficiency Levels

Grades 6-8

Percent Proficient and Advanced

2002	61%
2001	68%
2000	61%



Note: Percentages may not add to 100 due to rounding

ABOUT OUR STAFF

School Employment

Each year, your district reports to the Colorado Department of Education on the number of adults who work in your school, as well as the type of work they do. Last year, your school employed:

	Your School		District	
	Full Time	Part Time	Full Time	Part Time
Teachers	65	2	1,029	121
Paraprofessionals	8	8	218	138
Administrators	3	0	75	6
Other Professionals*	7	1	135	46
School Support	15	5	377	136
Total Staff	113		2,247	

* School counselors and librarians are included in the Other Professionals category. Your school employed 3/0 FT/PT counselor(s) and 1/0 FT/PT librarian(s) last year.

Students per Teacher Ratio

	Student Enrollment	Students per Teacher
Grade 6	375	16.4
Grade 7	377	17.5
Grade 8	377	17.5

Professional Experience of Teachers

	Your School	District
Average years of teaching experience	14	10
Percent of teachers teaching the subject in which they received their degree(s)	80%	88%
Teachers' average days absent	4.1%	4.5%
Number of teachers who left school/district last year	7	138
Teachers with tenure	46	689
Teachers without tenure	21	461
Number of professional development days	3	3

Salaries

	Your School	District	State
Average Teacher Salary	\$40,298	\$36,994	\$40,659
Average Administrator Salary	\$67,622	\$72,579	\$69,605

Principal: **Ross Mac Askill**
 Number of years as Principal at this school: **8**
 Number of years as Principal at any school: **8**

Eagleview Middle School

1325 Vindicator Drive . Colorado Springs, CO 80919 . 719-548-0316

For more information and further details about this report, visit www.state.co.us/schools
 Colorado Department of Education . 201 East Colfax Ave. Denver, CO 80203

N/R - Data not reported to State